

## EMERALD RESOURCES NL

ISIN: AU000000EMR4 WKN: EMR

## Overview

2023/06/06 08:10:43

Price  
1.98 AUDDifference  -1.00% (-0.02)

## General attributes

ISIN	AU000000EMR4
Symbol	EMR
Exchange	Australian Securities Exchange
Currency	AUD
Sector	Energy / Commodities
Security type	Stock
Market cap (m)	728 EUR
Benchmark	ASX ALL ORDINARIES INDEX

## Market data

Bid (Bid size)	1.965 AUD (1,363)
Ask (Ask size)	1.98 AUD (99,981)
Open	2.00 AUD
High	2.00 AUD
Low	1.94 AUD
Close (prev. day)	2.00 AUD
VWAP	1.969356 AUD
Volume (pcs)	391,322
Trading volume	770,652.48
Number of trades	859
Last size	-

## Futures and Options











Related Futures	-
Related Options	-

5Y



Information about previous performance does not guarantee future performance.  
Source: FactSet

## Recent research

on sector			
Date		Headline	Download
2023/06/01		Aktienempfehlungen Global	
2023/06/01		Global Equity Ratings	
2023/05/30		Aktienempfehlungen Österreich	
2023/05/24		Global Equity Ratings	
2023/05/24		Aktienempfehlungen Global	

## Details

2023/06/06 08:10:43

### Price

1.98 AUD

**Difference** ▼ -1.00% (-0.02)

### General attributes

ISIN	AU000000EMR4
Symbol	EMR
Exchange	Australian Securities Exchange
Currency	AUD
Sector	Energy / Commodities
Security type	Stock
Market cap (m)	728 EUR
Benchmark	ASX ALL ORDINARIES INDEX

### Market data

Bid (Bid size)	1.965 AUD (1,363)
Ask (Ask size)	1.98 AUD (99,981)
Open	2.00 AUD
High	2.00 AUD
Low	1.94 AUD
Close (prev. day)	2.00 AUD
VWAP	1.969356 AUD
Volume (pcs)	391,322
Trading volume	770,652.48
Number of trades	859
Last size	-

### Performance and Risk

	6M	1Y	3Y
Perf (%)	+72.17%	+60.98%	+304.08%
Perf (abs.)	+0.83	+0.75	+1.49
Beta	0.35	0.60	0.64
Volatility	42.26	38.94	43.72

5Y



Information about previous performance does not guarantee future performance.  
Source: FactSet

### Price data

Ø price 5 days   Ø volume 5 days (pcs.)	1.96 AUD (891,211)
Ø price 30 days   Ø volume 30 days (pcs.)	1.93 AUD (1,492,756)
Ø price 100 days   Ø volume 100 days (pcs.)	1.62 AUD (1,157,407)
Ø price 250 days   Ø volume 250 days (pcs.)	1.32 AUD (649,187)
YTD High   date	2.07 AUD (2023/06/05)
YTD Low   date	1.16 AUD (2023/01/03)
52 Weeks High   date	2.07 AUD (2023/06/05)
52 Weeks Low   date	0.83 AUD (2022/07/12)

### Arbitrage views

Exchange	Date	Time	Price	Trading volume (mio.)	Number of trades
FINRA other OTC Issues	2023/06/02	15:31	1.28 USD	0.00	1
Australian Securities Exchange	2023/06/06	08:10	1.98 AUD	0.77	859

## Company profile

### Company Logo



### Company Profile

-

### Contact Details

EMERALD RESOURCES

--

----

Telefon: -

Fax: -

E-mail: -