

## FRESENIUS SE &amp; CO. KGAA

ISIN: DE0005785604 WKN: 578560

## Overview

2023/03/29 08:33:52

## Price

23.99 EUR

Difference ▲ 0.67% (0.16)

## General attributes

ISIN DE0005785604

Symbol FRE

Exchange Frankfurt

Currency EUR

Sector Chemical / Pharmaceutical / Health

Security type Stock

Market cap (m) 13,348 EUR

Benchmark GERMANY DAX

## Market data

Bid (Bid size) 24.04 EUR (1,045)

Ask (Ask size) 24.04 EUR (1,045)

Open 23.93 EUR

High 23.99 EUR

Low 23.93 EUR

Close (prev. day) 23.83 EUR

VWAP 23.99 EUR

Volume (pcs) 45

Trading volume 1,079.55

Number of trades 2

Last size 45

## Futures and Options

Related Futures 53

Related Options -

## PDF Downloads

Annual report: FRESENIUS SE & CO. KGAA 

5Y





Information about previous performance does not guarantee future performance.

Source: FactSet

## Erste Group related products on underlying

Product type	# products
Turbos	36
Express bonds	2

## Recent research

on instrument	on sector	on market	
Date		Headline	Download
2022/05/04		Global Equity Ratings	
2022/05/04		Aktienempfehlungen Global	
2022/04/27		Global Equity Ratings	
2022/04/27		Aktienempfehlungen Global	
2022/04/14		Global Equity Ratings	

## Details

2023/03/29 08:33:52

## Price

23.99 EUR

Difference ▲ 0.67% (0.16)

## General attributes

ISIN	DE0005785604
Symbol	FRE
Exchange	Frankfurt
Currency	EUR
Sector	Chemical / Pharmaceutical / Health
Security type	Stock
Market cap (m)	13,348 EUR
Benchmark	GERMANY DAX

## Market data

Bid (Bid size)	24.04 EUR (1,045)
Ask (Ask size)	24.04 EUR (1,045)
Open	23.93 EUR
High	23.99 EUR
Low	23.93 EUR
Close (prev. day)	23.83 EUR
VWAP	23.99 EUR
Volume (pcs)	45
Trading volume	1,079.55
Number of trades	2
Last size	45

## Performance and Risk

	6M	1Y	3Y
Perf (%)	+10.89%	-27.79%	-32.23%
Perf (abs.)	+2.34	-9.17	-11.34
Beta	0.91	0.70	0.80
Volatility	28.43	29.47	29.08

5Y



Information about previous performance does not guarantee future performance.

Source: FactSet

## Price data

Ø price 5 days   Ø volume 5 days (pcs.)	23.95 EUR (1,227)
Ø price 30 days   Ø volume 30 days (pcs.)	25.33 EUR (3,626)
Ø price 100 days   Ø volume 100 days (pcs.)	26.17 EUR (3,651)
Ø price 250 days   Ø volume 250 days (pcs.)	26.90 EUR (3,956)
YTD High   date	29.40 EUR (2023/02/21)
YTD Low   date	23.38 EUR (2023/03/24)
52 Weeks High   date	35.85 EUR (2022/05/04)
52 Weeks Low   date	19.78 EUR (2022/10/14)

## Erste Group related products on underlying

Product type	# products
Turbos	36
Express bonds	2

## All listings for FRESENIUS SE &amp; CO. KGAA

Exchange	Date	Time	Price	Trading volume (mio.)	Number of trades
Xetra	2023/03/29	11:34	24.04 EUR	2.20	393

Vienna Stock Exchange	2023/ 03/29	09:05	23.99 EUR	0.00	1
Tradegate	2023/ 03/29	11:35	24.03 EUR	0.27	62
Stuttgart	2023/ 03/29	11:35	24.04 EUR	0.03	49
SIX Swiss Exchange	2020/ 04/01	05:55	53.06 CHF	0.00	1
SIX Swiss Exchange	2023/ 02/17	17:35	29.00 EUR	0.00	1
Munich	2023/ 03/29	08:00	23.86 EUR	0.00	1
London Stock Exchange European Trade Reporting	2023/ 03/29	09:00	23.965 EUR	0.00	1
Hanover	2023/ 03/29	08:16	23.93 EUR	0.00	1
Hamburg	2023/ 03/29	08:16	23.93 EUR	0.00	1
Frankfurt	2023/ 03/29	08:33	23.99 EUR	0.00	2
FINRA other OTC Issues	2023/ 03/16	16:02	24.90 USD	0.00	1
Euronext Milan MTF Global Equity Market	2023/ 03/28	17:44	24.00 EUR	0.00	1
Duesseldorf	2023/ 03/29	08:10	23.86 EUR	0.00	1
Berlin	2023/ 03/29	10:52	23.95 EUR	0.00	5
BX Swiss	2023/ 03/20	18:00	23.511 CHF	0.00	1

## Company profile

### Company Logo



### Contact Details

FRESENIUS SE & CO. KGAA

--


Else-Kröner-Strasse 1 - 61352 Bad Homburg

Telefon: +49-6172-608-0

Fax: +49-6172-608-2628

E-mail: [pr-fre@fresenius.com](mailto:pr-fre@fresenius.com)

### PDF Downloads

Annual report: FRESENIUS SE & CO. KGAA 

### Company Profile

Fresenius SE & Co. KGaA is a healthcare group, which engages in the provision of products and services for dialysis, hospitals, and outpatient medical care. It operates through the following segments: Fresenius Medical Care, Fresenius Kabi, Fresenius Helios and Fresenius Vamed. The Fresenius Medical Care segment caters to individuals with renal diseases. The Fresenius Kabi segment specializes in lifesaving medicines and technologies. The Fresenius Helios offers expertise in inpatient and outpatient care as well as in telemedicine. The Fresenius Vamed segment manages projects and services for hospitals and other healthcare facilities. The company was founded by Eduard Fresenius on October 1, 1912 and is headquartered in Bad Homburg, Germany.

### Members of Management Board

Stephan Sturm	Chairman of Managing Board
Ernst Wastler	Member of Executive Committee
Francesco De Meo	Member of Executive Committee
Michael Sen	Member of Executive Committee
Rice Powell	Member of Executive Committee
Sara Hennicken	Member of Executive Committee
Sebastian Biedenkopf	Member of Executive Committee

### Board of directors

Wolfgang Kirsch	Chairman of Supervisory Board
Christoph Zindel	Member of Supervisory Board
Iris Löw-Friedrich	Member of Supervisory Board
Michael Albrecht	Member of Supervisory Board
Bernd Behlert	Member of Supervisory Board
Frauke Lehmann	Member of Supervisory Board
Grit Genster	Member of Supervisory Board
Konrad Kölbl	Member of Supervisory Board
Michael Diekmann	Member of Supervisory Board
Oscar Romero de Paco	Member of Supervisory Board
Stefanie Lang	Member of Supervisory Board
Susanne Zeidler	Member of Supervisory Board