

AUSTRIA SETX(EUR)

ISIN: **AT0000505276** WKN: -

Overview

2023/03/29 12:37:24

Price

1,534.30 EURDifference  -0.08% (-1.27)

General attributes

ISIN	AT0000505276
Symbol	-
Country	Europe
Instruments in index	21
Type of index	-
Security type	Index

Market data

Open	1,535.70 EUR
High	1,538.88 EUR
Low	1,533.13 EUR
Close (prev. day)	1,535.57 EUR
Trading volume (m)	-
Volume (pcs)	-

Top 5

Name	Price	+ - (%)	Trend
PODRAVKA D...	92.00	+0.88	
SOCIATEA...	8.73	+0.58	
NOVA LJUBL...	70.40	+0.57	

Intraday 1W 1M 6M 1Y 3Y

Flop 5

Name	Price	+ - (%)	Trend
DUNAV OSIG...	1,120.00	-1.93	
ADRIS GRUP...	54.20	-1.45	
SOCIATEA...	38.25	-1.16	
SC FONDUL ...	2.11	-0.71	
S.N. NUCLE...	44.15	-0.56	

Intraday 1W 1M 6M 1Y 3Y

Futures and Options

Related Futures -

5Y













Information about previous performance does not guarantee future performance.

Source: FactSet

Recent research

on market

Date	Headline	Download
2023/03/28	 Global Equity Ratings	
2023/03/28	 Aktienempfehlungen Global	
2023/03/16	 Global Equity Ratings	
2023/03/16	 Aktienempfehlungen Global	
2023/03/10	 Global Equity Ratings	

Related Options

-

Details

2023/03/29 12:37:24

Price

1,534.30 EURDifference  -0.08% (-1.27)

General attributes

ISIN AT0000505276

Symbol -

Country Europe

Security type Index

Instruments in index 21

Market data

Open 1,535.70 EUR

High 1,538.88 EUR

Low 1,533.13 EUR

Close (prev. day) 1,535.57 EUR

Trading volume (m) -

Volume (pcs) -

Performance and Risk

	6M	1Y	3Y
Perf (%)	+16.91%	+1.15%	+59.91%
Perf (abs.)	+222.13	+17.42	+575.32
Beta	-	-	-
Volatility	9.92	10.38	12.01



Information about previous performance does not guarantee future performance.

Source: FactSet

Price data

Ø price 5 days Ø volume 5 days (pcs.)	1,532.33 EUR (0)
Ø price 30 days Ø volume 30 days (pcs.)	1,548.00 EUR (0)
Ø price 100 days Ø volume 100 days (pcs.)	1,488.01 EUR (0)
Ø price 250 days Ø volume 250 days (pcs.)	1,464.73 EUR (0)
YTD High date	1,568.87 EUR (2023/03/15)
YTD Low date	1,416.08 EUR (2023/01/02)
52 Weeks High date	1,568.87 EUR (2023/03/15)
52 Weeks Low date	1,298.75 EUR (2022/09/30)

Composition

Name  ISIN	Price	Diff %  Diff +/-	Performance 	Date Time	Turnover Pc.  Turnover Money 
ADRIS GRUPA D.D HRK10 PRF HRADRSPA0009	54.20	-1.45% -0.80		23/03/29 10:54:51	1,358 73,783.60
ATLANTIC GRUPA D.D. HRK10... HRATGRRA0003	49.20	0.00% 0.00		23/03/29 11:50:05	21 1,033.20
BANCA TRANSILVANIA SA ROTLVAACNOR1	19.68	-0.10% -0.02		23/03/29 12:37:24	88,313 1,736,812.66
BRD - GROUPE SOCIETE GENE... ROBRDBACNOR2	11.98	-0.17% -0.02		23/03/29 12:34:10	25,218 301,114.04
DUNAV OSIGURANJE ADO BEOG... RSDNOSE74915	1,120.00	-1.93% -22.00		23/03/29 12:35:41	649 733,870.00
ENERGOPROJEKT HOLDING A.D... RSHOLDE58279	361.00	-1.37% -5.00		23/03/20 14:10:02	230 83,010.00
HRVATSKI TELEKOM D.D. NPV HRHT00RA0005	24.90	0.00% 0.00		23/03/29 12:10:04	720 17,928.00
KRKA DD NPV SI0031102120	106.50	-% -		23/03/29 12:34:40	1,902 202,883.50
LUKA KOPER NPV SI0031101346	25.60	0.00% 0.00		23/03/29 12:23:49	175 4,480.00
NOVA LJUBLJANSKA BANKA DD... SI0021117344	70.40	0.57% 0.40		23/03/29 12:18:05	1,645 115,241.00
OMV PETROM S.A. RON0.1 ROSNPPACNOR9	0.4655	-0.53% -0.00		23/03/29 12:36:59	2,353,726 1,098,867.83
PETROL LJUBLJANA NPV SI0031102153	285.00	0.00% 0.00		23/03/28 14:20:00	- -
PODRAVKA DD HRK220 HRPODRRA0004	92.00	0.88% 0.80		23/03/29 11:22:35	569 52,392.80
S.N. NUCLEARELECTRICA S.A... ROSNNEACNOR8	44.15	-0.56% -0.25		23/03/29 12:35:45	12,376 546,623.80
SC FONDUL PROPRIETATEA RO... ROFPTAACNOR5	2.11	-0.71% -0.02		23/03/29 12:19:52	1,776,739 3,751,454.39
SOCIETATEA ENERGETICA ELE... ROELECACNOR5	8.73	0.58% 0.05		23/03/29 12:35:54	3,899 33,750.68
SOCIETATEA NATL DE GAZE N... ROSNGNACNOR3	38.25	-1.16% -0.45		23/03/29 12:26:37	18,926 721,983.65
TELEKOM SLOVENIJE NPV SI0031104290	81.90	0.00% 0.00		19/03/29 14:20:00	- -
TRANSELECTRICA SA RON10 ROTSELACNOR9	23.50	-0.42% -0.10		23/03/29 12:36:08	6,818 160,442.00
VALAMAR RIVIERA DIONICKO ... HRRIVPRA0000	4.47	-0.22% -0.01		23/03/29 11:27:01	524 2,352.00
ZAVAROVALNICA TRIGLAV NPV SI0021111651	39.80	0.00% 0.00		23/03/29 12:16:00	1,391 54,914.40