

AUSTRIA NTX(EUR)

ISIN: AT0000496476

WKN: -

Overview

2020/10/23 17:45:01

Price

832.40 EUR

Difference  0.35% (2.90)

General attributes

ISIN	AT0000496476
Symbol	-
Country	Europe
Instruments in index	31
Type of index	-
Security type	Index

Market data


Open	828.60 EUR
High	838.14 EUR
Low	828.20 EUR
Close (prev. day)	829.50 EUR
Trading volume (m)	-
Volume (pcs)	-

Top 5

Name 	Price	+ - (%) 	Trend 
ERSTE GROU...	18.34	+3.38 	
RAIFFEISEN...	13.34	+2.22 	
KOMERCNI B...	477.00	+1.92 	
WIENERBERG...	24.14	+1.68 	
OMV AG	22.00	+1.38 	

Intraday 1W 1M 6M 1Y 3Y

Flop 5

Name 	Price	+ - (%) 	Trend 
CA IMMOBIL...	25.15	-0.98 	
BANCA TRAN...	2.015	-0.74 	
MOL HUNGAR...	1,620.00	-0.55 	
ANDRITZ AG	29.84	-0.53 	
GEDEON	6,785.00	-0.37 	

5Y












Information about previous performance does not guarantee future performance.

Source: FactSet

Recent research

on market

Date	Headline	Download
2020/10/19	 Global Equity Ratings	
2020/10/19	 Globale Aktienempfehlungen	
2020/10/08	 Marktkommentar	
2020/10/05	 Will the IMF raise its global GDP forecast?	
2020/10/01	 Global Equity Ratings	

RIC...

Intraday 1W 1M 6M 1Y 3Y

Futures and Options

Related Futures -

Related Options -

Details

2020/10/23 17:45:01

Price

832.40 EUR

Difference



0.35% (2.90)

General attributes

ISIN AT0000496476

Symbol -

Country Europe

Security type Index

Instruments in index 31

Market data

Open 828.60 EUR

High 838.14 EUR

Low 828.20 EUR

Close (prev. day) 829.50 EUR

Trading volume (m) -

Volume (pcs) -

Performance and Risk

	6M	1Y	3Y
Perf (%)	+1.57%	-30.59%	-35.41%
Perf (abs.)	+12.88	-366.77	-456.29
Beta	-	-	-
Volatility	21.21	31.63	21.26



5Y

Information about previous performance does not guarantee future performance.

Source: FactSet

Price data

Ø price 5 days Ø volume 5 days (pcs.)	833.01 EUR (0)
Ø price 30 days Ø volume 30 days (pcs.)	847.94 EUR (0)
Ø price 100 days Ø volume 100 days (pcs.)	891.68 EUR (0)
Ø price 250 days Ø volume 250 days (pcs.)	978.83 EUR (0)
YTD High date	1,233.48 EUR (2020/01/02)
YTD Low date	683.47 EUR (2020/03/19)
52 Weeks High date	1,237.10 EUR (2019/11/07)
52 Weeks Low date	683.47 EUR (2020/03/19)

Composition

Name  ISIN	Price	Diff %  Diff +/-	Performance 	Date Time	Turnover Pc.  Turnover Money 
ALLEGRO.EU SA LU2237380790	19.55	2.09% 0.40		20/10/23 22:26:48	10,510 200,515.23
ANDRITZ AG AT0000730007	29.84	-0.53% -0.16		20/10/23 17:35:20	184,267 5,483,411.80
BANCA TRANSILVANIA CLUJ R... ROTLVAACNOR1	2.015	-0.74% -0.02		20/10/23 16:57:49	4,030,820 8,171,991.60
BANK PEKAO SA PLPEKAO00016	48.043	-11.77% -6.41		20/10/23 17:00:23	90,000 4,323,870.00
BANK ZACHODNI WBK S.A. PLBZ00000044	395.55	-% -		20/10/23 16:50:00	- -
BAWAG GROUP AG AT0000BAWAG2	34.24	1.00% 0.34		20/10/23 17:35:03	98,965 3,397,785.46
CA IMMOBILIEN ANLAGEN AG AT0000641352	25.15	-0.98% -0.25		20/10/23 17:35:05	68,006 1,719,548.90
CD PROJEKT SA PLN1.00 PLOPTTC00011	78.70	-4.49% -3.70		20/10/23 21:35:43	5,697 448,754.58
CEZ AS CZ0005112300	439.50	-0.23% -1.00		20/10/23 16:25:01	246,702 108,973,554.50
DINO POLSKA SA PLN0.10 PLDINPL00011	77.50	-% -		20/10/23 16:50:00	- -
ERSTE GROUP BANK AG AT0000652011	18.34	3.38% 0.60		20/10/23 17:35:10	1,089,743 19,857,879.46
GEDEON RICHTER PLC HU0000123096	6,785.00	-0.37% -25.00		20/10/22 17:20:00	318,497 2,163,661,780.00
GRUPA LOTOS SA PLLOTOS00025	58.70	-% -		20/10/23 16:50:00	- -
IMMOFINANZ AG AT0000A21KS2	13.10	1.00% 0.13		20/10/23 17:35:19	203,723 2,665,103.51
KGHM POLSKA MIEDZ SA PLN1... PLKGHM000017	112.85	-% -		20/10/23 16:50:00	- -
KOMERCNI BANKA CZ0008019106	477.00	1.92% 9.00		20/10/23 16:25:17	322,359 153,538,445.00
KRKA DD NPV SI0031102120	64.80	-% -		20/10/23 14:20:00	- -
LPP SA PLN2.00 PLLPP0000011	9,010.00	-% -		20/10/23 16:50:00	- -
MAYR-MELNHOF KARTON AG AT0000938204	145.40	0.14% 0.20		20/10/23 17:35:21	5,858 855,097.20
MOL HUNGARIAN OIL & GAS P... HU0000153937	1,620.00	-0.55% -9.00		20/10/22 17:20:00	836,317 1,358,172,151.00
OMV AG AT0000743059	22.00	1.38% 0.30		20/10/23 17:35:13	368,497 8,149,173.18
OTP BANK PLC HU0000061726	10,070.00	0.30% 30.00		20/10/22 17:20:00	381,445 3,828,647,585.00
PKN ORLEN SA PLPKN0000018	109.40	-% -		20/10/23 16:50:00	- -
POLSKIE GORNICTWO NAFTOWE... PLPGNIG00014	6.23	-% -		20/10/23 16:50:00	- -
POWSZECHNA KASA OSZCZED B... PLPKO0000016	22.59	-% -		20/10/23 16:50:00	- -

POWSZECHNY ZAKLAD UBEZPIE... PLPZU0000011	42.09	-%	-	20/10/23 16:50:00	- -
RAIFFEISEN BANK INTERNATI... AT0000606306	13.34	2.22%	█	20/10/23 17:35:13	472,069 6,288,556.59
SC FONDUL PROPRIETATEA RO... ROFPTAACNOR5	1.29	0.39%		20/10/23 16:39:50	1,536,283 1,968,162.82
VERBUND AG KAT. A AT0000746409	52.15	0.58%		20/10/23 17:35:02	82,162 4,288,317.80
VOESTALPINE AG AT0000937503	25.20	1.00%		20/10/23 17:35:15	281,978 7,087,259.39
WIENERBERGER AG AT0000831706	24.14	1.68%	█	20/10/23 17:35:16	155,357 3,737,971.78