

AUSTRIA NTX(EUR)

ISIN: AT0000496476

WKN: -

Overview

2021/01/15 17:50:00

Price

1,061.73 EURDifference  -1.87% (-20.18)





General attributes

ISIN	AT0000496476
Symbol	-
Country	Europe
Instruments in index	31
Type of index	-
Security type	Index

Market data



Open	1,081.91 EUR
High	1,082.24 EUR
Low	1,054.78 EUR
Close (prev. day)	1,081.91 EUR
Trading volume (m)	-
Volume (pcs)	-

Top 5

Name 	Price	+ - (%) 	Trend 
BAWAG GROU...	39.30	+0.51	

Intraday 1W 1M 6M 1Y 3Y

Flop 5

Name 	Price	+ - (%) 	Trend 
VERBUND AG...	74.80	-3.11	
MOL HUNGAR...	2,354.00	-2.49	
ANDRITZ AG	38.98	-2.11	
VOESTALPIN...	30.60	-2.08	
IMMOFINANZ...	17.27	-2.04	

Intraday 1W 1M 6M 1Y 3Y

Futures and Options

Related Futures	-
Related Options	-

5Y



Information about previous performance does not guarantee future performance.

Source: FactSet

Recent research

on market

Date	Headline	Download
2021/01/12	 2021 – Year of Economic Recovery	
2021/01/08	 Global Equity Ratings	
2021/01/08	 Aktienempfehlungen Global	
2020/12/21	 Global Equity Ratings	
2020/12/21	 Aktienempfehlungen Global	

Details

2021/01/15 17:50:00

Price

1,061.73 EURDifference  -1.87% (-20.18)

General attributes

ISIN AT0000496476

Symbol -

Country Europe

Security type Index

Instruments in index 31

Market data

Open 1,081.91 EUR

High 1,082.24 EUR

Low 1,054.78 EUR

Close (prev. day) 1,081.91 EUR

Trading volume (m) -

Volume (pcs) -

Performance and Risk

	6M	1Y	3Y
Perf (%)	+16.99%	-12.22%	-21.08%
Perf (abs.)	+154.19	-147.86	-283.52
Beta	-	-	-
Volatility	20.79	33.32	22.14



5Y

Information about previous performance does not guarantee future performance.
Source: FactSet

Price data

Ø price 5 days Ø volume 5 days (pcs.)	1,076.49 EUR (0)
Ø price 30 days Ø volume 30 days (pcs.)	1,030.55 EUR (0)
Ø price 100 days Ø volume 100 days (pcs.)	921.75 EUR (0)
Ø price 250 days Ø volume 250 days (pcs.)	925.23 EUR (0)
YTD High date	1,093.78 EUR (2021/01/11)
YTD Low date	1,027.60 EUR (2021/01/04)
52 Weeks High date	1,214.15 EUR (2020/01/16)
52 Weeks Low date	683.47 EUR (2020/03/19)

Composition

Name  ISIN	Price	Diff %  Diff +/-	Performance 	Date Time	Turnover Pc.  Turnover Money 
ALLEGRO.EU SA LU2237380790	16.936	-0.27% -0.05		21/01/15 19:11:00	11,417 193,484.11
ANDRITZ AG AT0000730007	38.98	-2.11% -0.84		21/01/15 17:35:07	235,509 9,169,807.92
BANCA TRANSILVANIA CLUJ R... ROTLVAACNOR1	2.285	-1.30% -0.03		21/01/15 16:58:23	2,326,096 5,362,022.41
BANK PEKAO SA PLPEKAO00016	54.45	-% -		21/01/15 16:50:00	- -
BANK ZACHODNI WBK S.A. PLBZ00000044	395.55	-% -		21/01/15 16:50:00	- -
BAWAG GROUP AG AT0000BAWAG2	39.30	0.51% 0.20		21/01/15 17:35:10	225,446 8,829,333.80
CA IMMOBILIEN ANLAGEN AG AT0000641352	34.90	-0.57% -0.20		21/01/15 17:35:20	125,248 4,388,283.05
CD PROJEKT S.A. PLOPTTC00011	56.24	-5.22% -3.10		21/01/15 19:31:22	113 6,459.82
CEZ AS CZ0005112300	542.00	-0.37% -2.00		21/01/15 16:23:22	138,895 75,381,554.00
DINO POLSKA SA PLN0.10 PLDINPL00011	77.50	-% -		21/01/15 16:50:00	- -
ERSTE GROUP BANK AG AT0000652011	26.10	-0.80% -0.21		21/01/15 17:35:15	808,579 21,216,535.07
GRUPA LOTOS SA PLLOTOS00025	8.93	-8.05% -0.78		21/01/15 16:50:00	- -
IMMOFINANZ AG AT0000A21KS2	17.27	-2.04% -0.36		21/01/15 17:35:18	320,171 5,580,570.60
KGHM POLSKA MIEDZ SA PLN1... PLKGHM000017	44.28	-0.78% -0.35		21/01/15 19:33:37	1,041 46,341.76
KOMERCNI BANKA CZ0008019106	701.00	-1.27% -9.00		21/01/15 16:15:24	154,570 108,899,045.00
KRKA DD NPV SI0031102120	96.20	-0.82% -0.80		21/01/15 14:52:23	3,560 343,672.20
LPP SA PLN2.00 PLLPP0000011	1,685.00	-1.40% -24.00		21/01/15 16:50:00	- -
MAYR-MELNHOF KARTON AG AT0000938204	167.00	-1.53% -2.60		21/01/15 17:35:12	5,978 999,660.60
MOL HUNGARIAN OIL & GAS P... HU0000153937	2,354.00	-2.49% -60.00		21/01/15 17:20:00	894,745 2,124,028,590.00
OMV AG AT0000743059	36.82	-1.76% -0.66		21/01/15 17:35:29	548,844 20,297,634.18
OTP BANK PLC HU0000061726	13,840.00	-1.14% -160.00		21/01/15 17:20:00	328,227 4,570,372,540.00
PKN ORLEN SA PLPKN0000018	109.40	-% -		21/01/15 16:50:00	- -
POLSKIE GORNICTWO NAFTOWE... PLPGNIG00014	6.23	-% -		21/01/15 16:50:00	- -
POWSZECHNA KASA OSZCZED B... PLPKO0000016	22.59	-% -		21/01/15 16:50:00	- -
POWSZECHNY ZAKLAD UBEZPIE... PLPZU0000011	42.09	-% -		21/01/15 16:50:00	- -

RAIFFEISEN BANK INTERNATI... AT0000606306	17.19	-0.98% -0.17		21/01/15 17:35:08	431,831 7,435,938.61
RICHTER GEDEON VEGYESZETI... HU0000123096	7,925.00	-1.49% -120.00		21/01/15 17:20:00	481,945 3,857,008,790.00
SC FONDUL PROPRIETATEA RO... ROFPTAACNOR5	1.50	0.00% 0.00		21/01/15 16:50:37	5,467,183 8,209,605.04
VERBUND AG KAT. A AT0000746409	74.80	-3.11% -2.40		21/01/15 17:35:23	224,029 16,843,752.40
VOESTALPINE AG AT0000937503	30.60	-2.08% -0.65		21/01/15 17:38:36	471,008 14,456,762.20
WIENERBERGER AG AT0000831706	28.18	-2.02% -0.58		21/01/15 17:39:24	236,111 6,649,963.70