

AUSTRIA NTX(EUR)

ISIN: AT0000496476

WKN: -

Overview

2020/09/18 17:45:01

Price

874.44 EURDifference  -1.40% (-12.46)

General attributes

ISIN	AT0000496476
Symbol	-
Country	Europe
Instruments in index	30
Type of index	-
Security type	Index

Market data

Open	887.19 EUR
High	888.14 EUR
Low	873.83 EUR
Close (prev. day)	886.90 EUR
Trading volume (m)	-
Volume (pcs)	-

Top 5

Name 	Price	+ - (%)	Trend 
BAWAG GROU...	32.54	+1.37	
MOL HUNGAR...	1,630.00	+0.62	
ANDRITZ AG	27.00	+0.60	
VOESTALPIN...	22.45	+0.31	
VERBUND AG...	46.18	+0.30	

Intraday **1W** 1M 6M 1Y 3Y

Flop 5

Name 	Price	+ - (%)	Trend 
OMV AG	25.56	-5.61	
ERSTE GROU...	19.41	-3.48	
IMMOFINANZ...	13.98	-3.05	

5Y













Information about previous performance does not guarantee future performance.

Source: FactSet

Recent research

on market

Date	Headline	Download
2020/09/16	 Baltics Outlook Baltics benefited from less stri...	
2020/09/10	 Defensive Aktien nach starken Zugewinnen der Leiti...	
2020/09/01	 Updates zu J&J, LVMH, NVIDIA, Samsung	
2020/09/01	 Updates on J&J, LVMH, NVIDIA, Samsung	
2020/08/06	 Marktkommentar August 2020	

KOMERCNI 494.50 -2.08 
B...

OTP BANK P... 10,010.00 -2.05 

Intraday 1W 1M 6M 1Y 3Y

Futures and Options

Related Futures -

Related Options -

Details

2020/09/18 17:45:01

Price

874.44 EURDifference  -1.40% (-12.46)

General attributes

ISIN AT0000496476

Symbol -

Country Europe

Security type Index

Instruments in index 30

Market data

Open 887.19 EUR

High 888.14 EUR

Low 873.83 EUR

Close (prev. day) 886.90 EUR

Trading volume (m) -

Volume (pcs) -

Performance and Risk

	6M	1Y	3Y
Perf (%)	+27.27%	-24.71%	-30.82%
Perf (abs.)	+187.36	-287.05	-389.53
Beta	-	-	-
Volatility	27.81	31.21	20.96





















5Y

Information about previous performance does not guarantee future performance.
Source: FactSet

Price data

Ø price 5 days Ø volume 5 days (pcs.)	887.48 EUR (0)
Ø price 30 days Ø volume 30 days (pcs.)	904.46 EUR (0)
Ø price 100 days Ø volume 100 days (pcs.)	899.34 EUR (0)
Ø price 250 days Ø volume 250 days (pcs.)	1,010.63 EUR (0)
YTD High date	1,233.48 EUR (2020/01/02)
YTD Low date	683.47 EUR (2020/03/19)
52 Weeks High date	1,237.10 EUR (2019/11/07)
52 Weeks Low date	683.47 EUR (2020/03/19)

Composition

Name  ISIN	Price	Diff %  Diff +/-	Performance 	Date Time	Turnover Pc.  Turnover Money 
ANDRITZ AG AT0000730007	27.00	0.60% 0.16		20/09/18 17:35:19	373,175 10,057,276.52
BANCA TRANSILVANIA CLUJ R... ROTLVAACNOR1	2.46	-1.60% -0.04		20/09/18 16:59:49	116,772,958 287,770,756.43
BANK PEKAO SA PLPEKAO00016	54.45	-% -		20/09/18 16:50:00	- -
BANK ZACHODNI WBK S.A. PLBZ00000044	395.55	-% -		20/09/18 16:50:00	- -
BAWAG GROUP AG AT0000BAWAG2	32.54	1.37% 0.44		20/09/18 17:35:06	758,554 24,420,398.28
CA IMMOBILIEN ANLAGEN AG AT0000641352	27.15	-1.45% -0.40		20/09/18 17:35:20	369,604 10,070,757.95
CD PROJEKT SA PLN1.00 PLOPTTC00011	89.62	-3.01% -2.78		20/09/18 19:38:03	318 28,943.80
CEZ AS CZ0005112300	445.50	0.00% 0.00		20/09/18 16:25:08	401,517 178,920,905.00
DINO POLSKA SA PLN0.10 PLDINPL00011	77.50	-% -		20/09/18 16:50:00	- -
ERSTE GROUP BANK AG AT0000652011	19.41	-3.48% -0.70		20/09/18 17:35:12	2,261,754 44,015,056.77
GEDEON RICHTER PLC HU0000123096	6,610.00	-1.34% -90.00		20/09/18 17:19:59	935,125 6,180,073,355.00
GRUPA LOTOS SA PLLOTOS00025	58.70	-% -		20/09/18 16:50:00	- -
IMMOFINANZ AG AT0000A21KS2	13.98	-3.05% -0.44		20/09/18 17:35:12	803,817 11,302,624.01
KGHM POLSKA MIEDZ SA PLN1... PLKGHM000017	112.85	-% -		20/09/18 16:50:00	- -
KOMERCNI BANKA CZ0008019106	494.50	-2.08% -10.50		20/09/18 16:25:22	446,716 221,939,767.50
KRKA DD NPV SI0031102120	64.80	-% -		20/09/18 14:20:00	- -
LPP SA PLN2.00 PLLPP0000011	9,010.00	-% -		20/09/18 16:50:00	- -
MOL HUNGARIAN OIL & GAS P... HU0000153937	1,630.00	0.62% 10.00		20/09/18 17:20:00	1,675,957 2,729,928,495.00
MONETA MONEY BANK A.S. CZ0008040318	52.00	-1.70% -0.90		20/09/18 16:25:24	2,602,157 134,778,377.40
OMV AG AT0000743059	25.56	-5.61% -1.52		20/09/18 17:35:25	1,325,224 34,332,392.10
OMV PETROM S.A. RON0.1 ROSNPPACNOR9	0.343	-1.01% -0.00		20/09/18 16:59:29	13,292,023 4,570,624.51
OTP BANK PLC HU0000061726	10,010.00	-2.05% -210.00		20/09/18 17:19:59	782,597 7,861,685,450.00
PKN ORLEN SA PLPKN0000018	109.40	-% -		20/09/18 16:50:00	- -
POWSZECHNA KASA OSZCZED B... PLPKO0000016	22.59	-% -		20/09/18 16:50:00	- -
POWSZECHNY ZAKLAD UBEZPIE... PLPZU0000011	42.09	-% -		20/09/18 16:50:00	- -

RAIFFEISEN BANK INTERNATI... AT0000606306	14.09	-2.02% -0.29		20/09/18 17:35:28	1,171,818 16,537,436.88
SC FONDUL PROPRIETATEA RO... ROFPTAACNOR5	1.27	-1.17% -0.02		20/09/18 16:55:28	1,200,514 1,527,544.42
VERBUND AG KAT. A AT0000746409	46.18	0.30% 0.14		20/09/18 17:35:11	247,694 11,417,422.66
VOESTALPINE AG AT0000937503	22.45	0.31% 0.07		20/09/18 17:35:20	828,998 18,581,518.41
WIENERBERGER AG AT0000831706	23.36	-2.01% -0.48		20/09/18 17:35:10	391,765 9,191,952.32