

AUSTRIA NTX(EUR)

ISIN: AT0000496476

WKN: -

Overview

2020/05/29 17:45:00

Price

892.79 EURDifference  -1.03% (-9.26)



General attributes

ISIN	AT0000496476
Symbol	-
Country	Europe
Instruments in index	30
Type of index	-
Security type	Index

Market data





Open	901.02 EUR
High	901.02 EUR
Low	888.11 EUR
Close (prev. day)	902.05 EUR
Trading volume (m)	-
Volume (pcs)	-

Top 5

Name 	Price	+ - (%)	Trend 
ANDRITZ AG	33.74	+4.07	
CA IMMOBIL...	30.30	+1.68	
VERBUND AG...	40.04	+1.32	
GEDEON RIC...	6,810.00	+0.67	
CEZ AS	475.50	+0.32	

Intraday **1W 1M 6M 1Y 3Y**

Flop 5

Name 	Price	+ - (%)	Trend 
OMV AG	29.72	-4.93	
ERSTE GROU...	19.765	-4.29	
VOESTALPIN...	17.535	-3.92	
OTP BANK P...	10,370.00	-2.99	

5Y













Information about previous performance does not guarantee future performance.

Source: FactSet

Recent research

on market

Date	Headline	Download
2020/05/29	 Global Equity Ratings	
2020/05/29	 Globale Aktienempfehlungen	
2020/05/25	 Assessing the COVID-19 impact	
2020/05/18	 Baltics Outlook Gloomy year followed by strong r...	
2020/05/18	 Strong external shock	

BAWAG GROU...	29.70	-2.50			
Intraday	1W	1M	6M	1Y	3Y

Futures and Options

Related Futures	-
Related Options	-

Details

2020/05/29 17:45:00

Price

892.79 EUR

Difference

**-1.03%** (-9.26)

General attributes

ISIN AT0000496476

Symbol -

Country Europe

Security type Index

Instruments in index 30

Market data

Open 901.02 EUR

High 901.02 EUR

Low 888.11 EUR

Close (prev. day) 902.05 EUR

Trading volume (m) -

Volume (pcs) -

Performance and Risk

	6M	1Y	3Y
Perf (%)	-24.90%	-22.05%	-26.66%
Perf (abs.)	-296.03	-252.54	-324.48
Beta	-	-	-
Volatility	41.78	30.22	20.43



Information about previous performance does not guarantee future performance.

Source: FactSet

Price data

Ø price 5 days Ø volume 5 days (pcs.)	888.44 EUR (0)
Ø price 30 days Ø volume 30 days (pcs.)	844.15 EUR (0)
Ø price 100 days Ø volume 100 days (pcs.)	966.45 EUR (0)
Ø price 250 days Ø volume 250 days (pcs.)	1,089.62 EUR (0)
YTD High date	1,233.48 EUR (2020/01/02)
YTD Low date	683.47 EUR (2020/03/19)
52 Weeks High date	1,237.10 EUR (2019/11/07)
52 Weeks Low date	683.47 EUR (2020/03/19)

Composition

Name  ISIN	Price	Diff %  Diff +/-	Performance 	Date Time	Turnover Pc.  Turnover Money 
ANDRITZ AG AT0000730007	33.74	4.07% 1.32		20/05/29 17:35:11	852,818 28,529,916.96
BANCA TRANSILVANIA CLUJ R... ROTLVAACNOR1	2.04	0.00% 0.00		20/05/29 16:59:27	5,533,174 11,254,105.50
BANK PEKAO SA PLPEKAO00016	52.40	-1.74% -0.93		20/05/29 16:58:48	13,816 723,958.40
BANK ZACHODNI WBK S.A. PLBZ00000044	395.55	-% -		20/05/29 16:50:00	- -
BAWAG GROUP AG AT0000BAWAG2	29.70	-2.50% -0.76		20/05/29 17:35:02	533,093 15,839,927.54
CA IMMOBILIEN ANLAGEN AG AT0000641352	30.30	1.68% 0.50		20/05/29 17:35:12	143,253 4,310,572.30
CD PROJEKT SA PLN1.00 PLOPTTC00011	93.00	-0.98% -0.92		20/05/29 19:35:25	475 42,914.06
CEZ AS CZ0005112300	475.50	0.32% 1.50		20/05/29 16:25:15	857,244 406,690,701.50
DINO POLSKA SA PLN0.10 PLDINPL00011	77.50	-% -		20/05/29 16:50:00	- -
ERSTE GROUP BANK AG AT0000652011	19.765	-4.29% -0.89		20/05/29 17:35:27	3,884,054 76,998,785.67
GEDEON RICHTER PLC HU0000123096	6,810.00	0.67% 45.00		20/05/29 17:20:00	531,970 3,616,511,465.00
GRUPA LOTOS SA PLLOTOS00025	58.70	-% -		20/05/29 16:50:00	- -
IMMOFINANZ AG AT0000A21KS2	16.84	-1.64% -0.28		20/05/29 17:35:16	416,533 6,988,058.87
KGHM POLSKA MIEDZ SA PLN1... PLKGHM000017	112.85	-% -		20/05/29 16:50:00	- -
KOMERCNI BANKA CZ0008019106	519.00	-1.14% -6.00		20/05/29 16:25:22	383,142 199,067,833.00
KRKA DD NPV SI0031102120	79.60	-0.25% -0.20		20/05/29 14:29:23	6,863 546,165.20
LPP SA PLN2.00 PLLPP0000011	9,010.00	-% -		20/05/29 16:50:00	- -
MOL HUNGARIAN OIL & GAS P... HU0000153937	1,970.00	-0.86% -17.00		20/05/29 17:19:59	5,027,297 9,908,471,955.00
MONETA MONEY BANK A.S. CZ0008040318	53.60	-0.37% -0.20		20/05/29 16:25:06	6,953,387 371,920,441.60
OMV AG AT0000743059	29.72	-4.93% -1.54		20/05/29 17:35:12	1,437,765 42,746,651.96
OMV PETROM S.A. RON0.1 ROSNPPACNOR9	0.344	0.00% 0.00		20/05/29 16:51:15	7,852,361 2,694,021.97
OTP BANK PLC HU0000061726	10,370.00	-2.99% -320.00		20/05/29 17:20:00	1,797,066 18,766,939,030.00
PKN ORLEN SA PLPKN0000018	109.40	-% -		20/05/29 16:50:00	- -
POWSZECHNA KASA OSZCZED B... PLPKO0000016	22.73	-% -		20/05/29 16:50:00	- -
POWSZECHNY ZAKLAD UBEZPIE... PLPZU0000011	42.09	-% -		20/05/29 16:50:00	333,000 9,973,350.00

RAIFFEISEN BANK INTERNATI... AT0000606306	16.54	0.24% 0.04		20/05/29 17:35:17	1,506,814 24,797,615.06
SC FONDUL PROPRIETATEA RO... ROFPTAACNOR5	1.24	-1.59% -0.02		20/05/29 16:51:03	3,385,023 4,230,182.18
VERBUND AG KAT. A AT0000746409	40.04	1.32% 0.52		20/05/29 17:35:09	438,866 17,432,851.38
VOESTALPINE AG AT0000937503	17.535	-3.92% -0.72		20/05/29 17:35:29	1,013,040 17,850,069.57
WIENERBERGER AG AT0000831706	18.00	-1.59% -0.29		20/05/29 17:35:24	824,796 14,753,423.57