

NIPPON LIGHT METAL HOLDINGS CO

ISIN: JP3700200003 WKN: 5703

Overview

2023/09/25 08:10:10

Price
10.80 EURDifference  -0.92% (-0.10)

General attributes

ISIN	JP3700200003
Symbol	5703
Exchange	Duesseldorf
Currency	EUR
Sector	-
Security type	Stock
Market cap (m)	695 EUR
Benchmark	NIKKEI 225

Market data

Bid (Bid size)	10.80 EUR (480)
Ask (Ask size)	11.50 EUR (450)
Open	10.80 EUR
High	10.80 EUR
Low	10.80 EUR
Close (prev. day)	10.90 EUR
VWAP	-
Volume (pcs)	0
Trading volume	0.00
Number of trades	1
Last size	0

Futures and Options











Related Futures	-
Related Options	-

5Y



Information about previous performance does not guarantee future performance.
Source: FactSet

Recent research

on market		
Date	Headline	Download
2023/09/08	 Global Equity Ratings	
2023/09/08	 Aktienempfehlungen Global	
2023/08/22	 Global Equity Ratings	
2023/08/17	 Global Equity Ratings	
2023/08/17	 Aktienempfehlungen Global	

Details

2023/09/25 08:10:10

Price

10.80 EUR

Difference ▼ -0.92% (-0.10)

General attributes

ISIN	JP3700200003
Symbol	5703
Exchange	Duesseldorf
Currency	EUR
Sector	-
Security type	Stock
Market cap (m)	695 EUR
Benchmark	NIKKEI 225

Market data

Bid (Bid size)	10.80 EUR (480)
Ask (Ask size)	11.50 EUR (450)
Open	10.80 EUR
High	10.80 EUR
Low	10.80 EUR
Close (prev. day)	10.90 EUR
VWAP	-
Volume (pcs)	0
Trading volume	0.00
Number of trades	1
Last size	0

Performance and Risk

	6M	1Y	3Y
Perf (%)	+11.22%	-1.80%	-25.85%
Perf (abs.)	+1.10	-0.20	-3.80
Beta	0.54	0.64	0.74
Volatility	19.74	22.44	27.10

5Y



Information about previous performance does not guarantee future performance.
Source: FactSet

Price data

Ø price 5 days Ø volume 5 days (pcs.)	10.90 EUR (0)
Ø price 30 days Ø volume 30 days (pcs.)	9.94 EUR (0)
Ø price 100 days Ø volume 100 days (pcs.)	9.36 EUR (0)
Ø price 250 days Ø volume 250 days (pcs.)	9.78 EUR (0)
YTD High date	11.10 EUR (2023/01/25)
YTD Low date	8.65 EUR (2023/06/01)
52 Weeks High date	11.20 EUR (2022/09/23)
52 Weeks Low date	8.65 EUR (2023/06/01)

Arbitrage views

Exchange	Date	Time	Price	Trading volume (mio.)	Number of trades
Tokyo Stock Exchange	2023/09/22	08:00	1,770.00 JPY	5.62	831
Frankfurt	2023/09/25	08:02	10.90 EUR	0.00	1
Duesseldorf	2023/09/25	08:10	10.80 EUR	0.00	1
Berlin	2023/09/25	08:04	10.90 EUR	0.00	1

Company profile

Company Logo

Contact Details

NIPPON LIGHT METAL HOLDINGS CO.
LTD.

--

Telefon: -

Fax: -

E-mail: -

Company Profile

-