

NIKE INC. 'B'

ISIN: US6541061031

WKN: 654106103

Overview

2023/09/28 17:35:15

Price
114.00 USDDifference  0.00% (0.00)

General attributes

ISIN	US6541061031
Symbol	NKE
Exchange	London Stock Exchange
Currency	USD
Sector	Consumer Products
Security type	Stock
Market cap (m)	104,525 EUR
Benchmark	S&P 500

Market data

Bid (Bid size)	114.00 USD (12)
Ask (Ask size)	120.00 USD (10)
Open	89.14 USD
High	89.70 USD
Low	89.14 USD
Close (prev. day)	114.00 USD
VWAP	89.197057 USD
Volume (pcs)	1,981
Trading volume	73,944.36
Number of trades	29
Last size	-

Futures and Options

Related Futures	15
Related Options	-

PDF Downloads

Annual report: NIKE INC. 'B' 

5Y











Information about previous performance does not guarantee future performance.
Source: FactSet

Erste Group related products on underlying

Product type	# products
Express bonds	3

Recent research

on instrument	on sector	on market	
Date		Headline	Download
2023/09/08		Global Equity Ratings	
2023/09/08		Aktienempfehlungen Global	
2023/08/22		Global Equity Ratings	
2023/08/22		Aktienempfehlungen Global	
2023/08/17		Global Equity Ratings	

Details

2023/09/28 17:35:15

Price

114.00 USD

Difference ➔ 0.00% (0.00)

General attributes

ISIN	US6541061031
Symbol	NKE
Exchange	London Stock Exchange
Currency	USD
Sector	Consumer Products
Security type	Stock
Market cap (m)	104,525 EUR
Benchmark	S&P 500

Market data

Bid (Bid size)	114.00 USD (12)
Ask (Ask size)	120.00 USD (10)
Open	89.14 USD
High	89.70 USD
Low	89.14 USD
Close (prev. day)	114.00 USD
VWAP	89.197057 USD
Volume (pcs)	1,981
Trading volume	73,944.36
Number of trades	29
Last size	-

Performance and Risk

	6M	1Y	3Y
Perf (%)	-0.14%	-0.14%	-8.74%
Perf (abs.)	-0.16	-0.16	-10.92
Beta	0.91	1.23	1.18
Volatility	62.17	69.19	47.98

5Y



Information about previous performance does not guarantee future performance.
Source: FactSet

Price data

Ø price 5 days Ø volume 5 days (pcs.)	109.44 USD (4,518)
Ø price 30 days Ø volume 30 days (pcs.)	112.61 USD (9,374)
Ø price 100 days Ø volume 100 days (pcs.)	113.59 USD (4,786)
Ø price 250 days Ø volume 250 days (pcs.)	113.81 USD (12,705)
YTD High date	130.21 USD (2023/02/02)
YTD Low date	89.14 USD (2023/09/28)
52 Weeks High date	130.21 USD (2023/02/02)
52 Weeks Low date	78.00 USD (2022/10/13)

Erste Group related products on underlying

Product type	# products
Express bonds	3

All listings for NIKE INC. 'B'

Exchange ⬆	Date	Time	Price	Trading volume (mio.)	Number of trades
Xetra	2023/09/28	17:35	84.72 EUR	0.21	111
Vienna Stock	2023/09/28	17:32	84.79 EUR	0.01	2

Exchange	28					
Tradegate	2023/09/28	22:26	84.75 EUR	1.67		473
Stuttgart	2023/09/28	21:11	84.58 EUR	0.07		23
SIX Swiss Exchange	2023/01/20	17:35	200.00 CHF	0.00		1
SIX Swiss Exchange	2022/12/14	17:35	112.00 USD	0.00		1
NYSE	2023/09/28	22:00	89.63 USD	1,454.89		161,490
Munich	2023/09/28	18:15	84.76 EUR	0.00		7
London Stock Exchange	2023/09/28	17:35	114.00 USD	0.07		29
Hanover	2023/09/28	08:00	85.01 EUR	0.00		1
Hamburg	2023/09/28	18:00	84.98 EUR	0.02		3
Frankfurt	2023/09/28	21:44	85.06 EUR	0.18		40
Duesseldorf	2023/09/28	19:31	84.50 EUR	0.00		5
Berlin	2023/09/28	08:02	85.01 EUR	0.00		1
BX Swiss	2023/09/28	18:00	81.441 CHF	0.00		1

Company profile

Company Logo



Contact Details

NIKE INC.

--

One Bowerman Drive - 97005-6453
Beaverton

Telefon: +1-503-671-6453

Fax: +1-503-671-6300

E-mail: media.relations@nike.com

PDF Downloads

Annual report: NIKE INC. 'B'



Company Profile

NIKE, Inc. engages in the design, development, marketing, and sale of athletic footwear, apparel, accessories, equipment, and services. It operates through the following segments: North America, Europe, Middle East & Africa, Greater China, Asia Pacific & Latin America, Global Brand Divisions, Converse, and Corporate. The North America, Europe, Middle East & Africa, Greater China, and Asia Pacific & Latin America segments refer to the design, development, marketing, and selling of athletic footwear, apparel, and equipment. The Global Brand Divisions represent its NIKE Brand licensing businesses. The Converse segment designs, markets, licenses, and sells casual sneakers, apparel, and accessories. The Corporate segment consists of unallocated general and administrative expenses. The company was founded by William Jay Bowerman and Philip H. Knight on January 25, 1964, and is headquartered in Beaverton, OR.

Members of Management Board

Mark Parker Chairman of Board of Directors

Peter Henry Member of Board of Directors

Alan Graf Member of Board of Directors

Cathleen Benko Member of Board of Directors

Eric Redmond Member of Board of Directors

John Rogers Member of Board of Directors

Maria Henry Member of Board of Directors

Michelle Peluso Member of Board of Directors

Monica Gil Member of Board of Directors

Philip Knight Member of Board of Directors

Robert Swan Member of Board of Directors

Thasunda Duckett Member of Board of Directors

Timothy Cook Member of Board of Directors

Travis Knight Member of Board of Directors

John Donahoe Chairman of Managing Board

Andrew Champion Member of Executive Committee

Craig Williams Member of Executive Committee

Dirk-Jan van Hameren Member of Executive Committee

Heidi O'SNeill Member of Executive Committee

Hilary Krane

Member of Executive
Committee