

## NESTE CORPORATION

ISIN: **FI0009013296** WKN:  
NESTE

## Overview

2020/05/29 17:29:37

Price  
36.32 EUR

Difference  -1.04% (-0.38)

## General attributes

ISIN	FI0009013296
Symbol	NESTE
Exchange	OMX Helsinki
Currency	EUR
Sector	Utilities
Security type	Stock
Market cap (m)	27,938 EUR
Benchmark	OMX HELSINKI 25

## Market data

Bid (Bid size)	36.31 EUR (159)
Ask (Ask size)	36.37 EUR (417)
Open	36.28 EUR
High	36.52 EUR
Low	35.43 EUR
Close (prev. day)	36.70 EUR
VWAP	36.21018 EUR
Volume (pcs)	3,428,845
Trading volume	124,153,003.87
Number of trades	11,077
Last size	-

## Futures and Options










Related Futures	23
Related Options	-

5Y



Information about previous performance does not guarantee future performance.  
Source: FactSet

## Recent research

on sector		on market	
Date		Headline	Download
2020/05/29		Global Equity Ratings	
2020/05/29		Globale Aktienempfehlungen	
2020/05/15		Equity Weekly	
2020/05/14		Global Equity Ratings	
2020/05/14		Globale Aktienempfehlungen	

## Details

2020/05/29 17:29:37

## Price

36.32 EUR

Difference  -1.04% (-0.38)

## General attributes

ISIN	FI0009013296
Symbol	NESTE
Exchange	OMX Helsinki
Currency	EUR
Sector	Utilities
Security type	Stock
Market cap (m)	27,938 EUR
Benchmark	OMX HELSINKI 25

## Market data

Bid (Bid size)	36.31 EUR (159)
Ask (Ask size)	36.37 EUR (417)
Open	36.28 EUR
High	36.52 EUR
Low	35.43 EUR
Close (prev. day)	36.70 EUR
VWAP	36.21018 EUR
Volume (pcs)	3,428,845
Trading volume	124,153,003.87
Number of trades	11,077
Last size	-

## Performance and Risk

	6M	1Y	3Y
Perf (%)	+18.38%	+20.19%	+197.06%
Perf (abs.)	+5.64	+6.10	+24.09
Beta	1.26	1.23	1.17
Volatility	59.89	45.70	35.70

5Y



Information about previous performance does not guarantee future performance.  
Source: FactSet

## Price data

Ø price 5 days   Ø volume 5 days (pcs.)	36.04 EUR (1,852,493)
Ø price 30 days   Ø volume 30 days (pcs.)	31.77 EUR (1,593,788)
Ø price 100 days   Ø volume 100 days (pcs.)	32.49 EUR (1,879,904)
Ø price 250 days   Ø volume 250 days (pcs.)	30.99 EUR (1,466,447)
YTD High   date	39.72 EUR (2020/02/20)
YTD Low   date	20.37 EUR (2020/03/19)
52 Weeks High   date	39.72 EUR (2020/02/20)
52 Weeks Low   date	20.37 EUR (2020/03/19)

## All listings for NESTE CORPORATION

Exchange 	Date	Time	Price	Trading volume (mio.)	Number of trades
Xetra	2020/05/29	17:35	35.50 EUR	0.00	2
Tradegate	2020/05/29	22:26	36.53 EUR	0.07	14
Stuttgart	2020/05/29	16:25	36.13 EUR	0.00	6
OMX Helsinki	2020/05/29	17:29	36.32 EUR	124.15	11,077
Munich	2020/	14:08	36.34 EUR	0.00	2

	05/29					
London Stock Exchange European Trade Reporting	2020/ 05/29	17:53	35.998 EUR	0.18		4
Frankfurt	2020/ 05/29	08:01	36.38 EUR	0.00		1
FINRA other OTC Issues	2020/ 05/19	17:44	37.00 USD	0.01		1
Duesseldorf	2020/ 05/29	16:01	35.97 EUR	0.00		6
Berlin	2020/ 05/29	08:08	36.29 EUR	0.00		2

## Company profile

### Company Logo



### Company Profile

-

### Contact Details

NESTE CORPORATION

--

PO Box 95, Keilaranta 8 00095 Espoo

Telefon: +358 10 458 11

Fax: +358 10 458 4442

E-mail: [oilinvestors@nesteoil.com](mailto:oilinvestors@nesteoil.com)