

## SALESFORCE INC.

ISIN: **US79466L3024** WKN: **79466L302**

## Overview

2023/06/09 22:00:02

Price  
215.31 USDDifference  2.76% (5.78)

## General attributes

|                |              |
|----------------|--------------|
| ISIN           | US79466L3024 |
| Symbol         | CRM          |
| Exchange       | NYSE         |
| Currency       | USD          |
| Sector         | Software     |
| Security type  | Stock        |
| Market cap (m) | 199,731 EUR  |
| Benchmark      | S&P 500      |

## Market data

|                   |                  |
|-------------------|------------------|
| Bid (Bid size)    | 215.10 USD (100) |
| Ask (Ask size)    | 215.74 USD (300) |
| Open              | 210.69 USD       |
| High              | 218.66 USD       |
| Low               | 210.69 USD       |
| Close (prev. day) | 209.53 USD       |
| VWAP              | 215.555447 USD   |
| Volume (pcs)      | 7,679,636        |
| Trading volume    | 1,655,232,434.55 |
| Number of trades  | 123,635          |
| Last size         | 725,432          |

## Futures and Options

|                 |    |
|-----------------|----|
| Related Futures | 15 |
| Related Options | -  |

## PDF Downloads










Annual report: SALESFORCE INC. 

5Y



Information about previous performance does not guarantee future performance.  
Source: FactSet

## Recent research

| on sector  | on market   |                           |   |
|------------|---|---------------------------|---|
| Date       |   | Headline                  | Download  |
| 2023/06/06 |  | Global Equity Ratings     |  |
| 2023/06/06 |  | Aktienempfehlungen Global |  |
| 2023/06/02 |  | Equity Weekly             |  |
| 2023/06/01 |  | Aktienempfehlungen Global |  |
| 2023/06/01 |  | Global Equity Ratings     |  |

## Details

2023/06/09 22:00:02

## Price

215.31 USD

Difference ▲ 2.76% (5.78)

## General attributes

|                |              |
|----------------|--------------|
| ISIN           | US79466L3024 |
| Symbol         | CRM          |
| Exchange       | NYSE         |
| Currency       | USD          |
| Sector         | Software     |
| Security type  | Stock        |
| Market cap (m) | 199,731 EUR  |
| Benchmark      | S&P 500      |

## Market data

|                   |                  |
|-------------------|------------------|
| Bid (Bid size)    | 215.10 USD (100) |
| Ask (Ask size)    | 215.74 USD (300) |
| Open              | 210.69 USD       |
| High              | 218.66 USD       |
| Low               | 210.69 USD       |
| Close (prev. day) | 209.53 USD       |
| VWAP              | 215.555447 USD   |
| Volume (pcs)      | 7,679,636        |
| Trading volume    | 1,655,232,434.55 |
| Number of trades  | 123,635          |
| Last size         | 725,432          |

## Performance and Risk

|             | 6M      | 1Y      | 3Y      |
|-------------|---------|---------|---------|
| Perf (%)    | +64.22% | +15.07% | +23.34% |
| Perf (abs.) | +84.20  | +28.20  | +40.75  |
| Beta        | 1.16    | 1.42    | 1.37    |
| Volatility  | 32.61   | 41.52   | 40.42   |

5Y



Information about previous performance does not guarantee future performance.  
Source: FactSet

## Price data

|   |                         |
|---|-------------------------|
| Ø price 5 days   Ø volume 5 days (pcs.)     | 210.66 USD (7,420,542)  |
| Ø price 30 days   Ø volume 30 days (pcs.)   | 206.52 USD (6,826,897)  |
| Ø price 100 days   Ø volume 100 days (pcs.) | 187.35 USD (7,559,161)  |
| Ø price 250 days   Ø volume 250 days (pcs.) | 169.69 USD (7,649,326)  |
| YTD High   date                             | 225.00 USD (2023/05/31) |
| YTD Low   date                              | 133.03 USD (2023/01/03) |
| 52 Weeks High   date                        | 225.00 USD (2023/05/31) |
| 52 Weeks Low   date                         | 126.34 USD (2022/12/22) |

## All listings for SALESFORCE INC.

| Exchange <span>⊕</span> | Date       | Time  | Price      | Trading volume (mio.) | Number of trades |
|-------------------------|------------|-------|------------|-----------------------|------------------|
| Xetra                   | 2023/06/09 | 17:35 | 200.60 EUR | 0.27                  | 59               |
| Vienna Stock Exchange   | 2023/06/09 | 17:32 | 200.20 EUR | 0.00                  | 2                |
| Tradegate               | 2023/06/09 | 22:26 | 200.40 EUR | 1.36                  | 174              |
| Stuttgart               | 2023/06/09 | 21:23 | 200.00 EUR | 0.02                  | 14               |
| NYSE                    | 2023/06/09 | 22:00 | 215.31 USD | 1,655.23              | 123,635          |

|                       |            |       |             |      |  |    |  |
|-----------------------|------------|-------|-------------|------|--|----|--|
|                       | 09         |       |             |      |  |    |  |
| Munich                | 2023/06/09 | 21:01 | 199.90 EUR  | 0.00 |  | 2  |  |
| London Stock Exchange | 2023/06/09 | 17:35 | 165.00 USD  | 0.00 |  | 14 |  |
| Hanover               | 2023/06/09 | 12:35 | 194.90 EUR  | 0.02 |  | 2  |  |
| Frankfurt             | 2023/06/09 | 16:30 | 201.40 EUR  | 0.11 |  | 12 |  |
| Duesseldorf           | 2023/06/09 | 08:10 | 194.00 EUR  | 0.00 |  | 1  |  |
| Berlin                | 2023/06/09 | 08:08 | 194.10 EUR  | 0.00 |  | 1  |  |
| BX Swiss              | 2023/05/30 | 18:00 | 195.939 CHF | 0.05 |  | 1  |  |

## Company profile

### Company Logo



### Contact Details

SALESFORCE INC.

--

Salesforce Tower, 415 Mission Street -  
94105 San Francisco

Telefon: +1-415-901-7000

Fax: +1-415-901-7040

E-mail: [info@salesforce.com](mailto:info@salesforce.com)

### PDF Downloads

Annual report: SALESFORCE INC.



### Company Profile

Salesforce, Inc. engages in the design and development of cloud-based enterprise software for customer relationship management. Its solutions include sales force automation, customer service and support, marketing automation, digital commerce, community management, collaboration, industry-specific solutions, and salesforce platform. The firm also provides guidance, support, training, and advisory services. The company was founded by Marc Russell Benioff and Parker Harris in 1999 and is headquartered in San Francisco, CA.

### Members of Management Board

|                   |                               |
|-------------------|-------------------------------|
| Alan Hassenfeld   | Member of Board of Directors  |
| Arnold Donald     | Member of Board of Directors  |
| Craig Conway      | Member of Board of Directors  |
| Garrison Morfit   | Member of Board of Directors  |
| John Roos         | Member of Board of Directors  |
| Laura Alber       | Member of Board of Directors  |
| Maynard Webb      | Member of Board of Directors  |
| Neelie Kroes      | Member of Board of Directors  |
| Oscar Munoz       | Member of Board of Directors  |
| Parker Harris     | Member of Board of Directors  |
| Robin Washington  | Member of Board of Directors  |
| Sachin Mehra      | Member of Board of Directors  |
| Sanford Robertson | Member of Board of Directors  |
| Susan Wojcicki    | Member of Board of Directors  |
| Bret Taylor       | Chairman of Managing Board    |
| Marc Benioff      | Chairman of Managing Board    |
| Amy Weaver        | Member of Executive Committee |
| Brian Millham     | Member of Executive Committee |