

## HELIA GROUP LTD.

ISIN: AU0000251498 WKN: -

## Overview

2023/06/08 08:10:26

Price  
3.23 AUDDifference  -0.92% (-0.03)

## General attributes

ISIN	AU0000251498
Symbol	HLI
Exchange	Australian Securities Exchange
Currency	AUD
Sector	Financial
Security type	Stock
Market cap (m)	649 EUR
Benchmark	ASX ALL ORDINARIES INDEX

## Market data

Bid (Bid size)	3.23 AUD (32,353)
Ask (Ask size)	3.25 AUD (28,974)
Open	3.27 AUD
High	3.27 AUD
Low	3.21 AUD
Close (prev. day)	3.26 AUD
VWAP	3.237948 AUD
Volume (pcs)	2,356,551
Trading volume	7,630,388.47
Number of trades	1,872
Last size	-

## Futures and Options










Related Futures	-
Related Options	-

5Y



Information about previous performance does not guarantee future performance.  
Source: FactSet

## Recent research

on sector			
Date		Headline	Download
2023/06/06		Global Equity Ratings	
2023/06/06		Aktienempfehlungen Global	
2023/06/02		Equity Weekly	
2023/06/01		Aktienempfehlungen Global	
2023/06/01		Global Equity Ratings	

## Details

2023/06/08 08:10:26

### Price

3.23 AUD

**Difference** ▼ -0.92% (-0.03)

### General attributes

ISIN	AU0000251498
Symbol	HLI
Exchange	Australian Securities Exchange
Currency	AUD
Sector	Financial
Security type	Stock
Market cap (m)	649 EUR
Benchmark	ASX ALL ORDINARIES INDEX

### Market data

Bid (Bid size)	3.23 AUD (32,353)
Ask (Ask size)	3.25 AUD (28,974)
Open	3.27 AUD
High	3.27 AUD
Low	3.21 AUD
Close (prev. day)	3.26 AUD
VWAP	3.237948 AUD
Volume (pcs)	2,356,551
Trading volume	7,630,388.47
Number of trades	1,872
Last size	-

### Performance and Risk

	6M	1Y	3Y
Perf (%)	+17.45%	+11.00%	+42.92%
Perf (abs.)	+0.48	+0.32	+0.97
Beta	0.54	0.93	0.79
Volatility	43.49	40.52	42.40

5Y



Information about previous performance does not guarantee future performance.  
Source: FactSet

### Price data

Ø price 5 days   Ø volume 5 days (pcs.)	3.29 AUD (1,313,897)
Ø price 30 days   Ø volume 30 days (pcs.)	3.32 AUD (1,657,650)
Ø price 100 days   Ø volume 100 days (pcs.)	3.04 AUD (1,323,885)
Ø price 250 days   Ø volume 250 days (pcs.)	2.84 AUD (1,328,538)
YTD High   date	3.50 AUD (2023/05/16)
YTD Low   date	2.54 AUD (2023/02/20)
52 Weeks High   date	3.50 AUD (2023/05/16)
52 Weeks Low   date	2.03 AUD (2022/06/17)

### Arbitrage views

Exchange <input type="checkbox"/>	Date	Time	Price	Trading volume (mio.)	Number of trades
Munich	2023/06/08	08:06	2.02 EUR	0.00	1
Frankfurt	2023/06/08	12:28	1.96 EUR	0.00	2
Berlin	2023/06/08	08:06	1.97 EUR	0.00	1
Australian Securities Exchange	2023/06/08	08:10	3.23 AUD	7.63	1,872

## Company profile

### Company Logo



### Company Profile

-

### Contact Details

HELIA GROUP

--

Miller Street, Level 26 101 2060 North  
Sydney

Telefon: +61 300 655 422

Fax: -

E-mail: [infoau@helia.com.au](mailto:infoau@helia.com.au)