

## APPLUS SERVICES SA

ISIN: ES0105022000 WKN: -

## Overview

2023/06/08 17:38:00

Price  
8.955 EURDifference  -0.56% (-0.05)

## General attributes

ISIN	ES0105022000
Symbol	APPS
Exchange	BME Continuous Market
Currency	EUR
Sector	Other
Security type	Stock
Market cap (m)	1,217 EUR
Benchmark	IBEX 35

## Market data

Bid (Bid size)	-
Ask (Ask size)	-
Open	9.04 EUR
High	9.04 EUR
Low	8.86 EUR
Close (prev. day)	9.005 EUR
VWAP	8.953357 EUR
Volume (pcs)	160,663
Trading volume	1,438,473.23
Number of trades	512
Last size	-

## Futures and Options








Related Futures	-
Related Options	710

5Y



Information about previous performance does not guarantee future performance.  
Source: FactSet

## Recent research

on sector		on market	
Date		Headline	Download
2023/06/06		Global Equity Ratings	
2023/06/06		Aktienempfehlungen Global	
2023/06/01		Aktienempfehlungen Global	
2023/06/01		Global Equity Ratings	
2023/05/30		Aktienempfehlungen Österreich	

## Details

2023/06/08 17:38:00

## Price

8.955 EUR

Difference ▼ -0.56% (-0.05)

## General attributes

ISIN	ES0105022000
Symbol	APPS
Exchange	BME Continuous Market
Currency	EUR
Sector	Other
Security type	Stock
Market cap (m)	1,217 EUR
Benchmark	IBEX 35

## Market data

Bid (Bid size)	-
Ask (Ask size)	-
Open	9.04 EUR
High	9.04 EUR
Low	8.86 EUR
Close (prev. day)	9.005 EUR
VWAP	8.953357 EUR
Volume (pcs)	160,663
Trading volume	1,438,473.23
Number of trades	512
Last size	-

## Performance and Risk

	6M	1Y	3Y
Perf (%)	+48.63%	+25.60%	+12.64%
Perf (abs.)	+2.93	+1.83	+1.01
Beta	0.49	0.81	0.84
Volatility	33.56	32.27	31.39

5Y



Information about previous performance does not guarantee future performance.

Source: FactSet

## Price data

Ø price 5 days   Ø volume 5 days (pcs.)	8.988 EUR (152,731)
Ø price 30 days   Ø volume 30 days (pcs.)	8.731 EUR (328,151)
Ø price 100 days   Ø volume 100 days (pcs.)	7.556 EUR (276,523)
Ø price 250 days   Ø volume 250 days (pcs.)	6.827 EUR (228,539)
YTD High   date	9.525 EUR (2023/05/05)
YTD Low   date	6.270 EUR (2023/01/12)
52 Weeks High   date	9.525 EUR (2023/05/05)
52 Weeks Low   date	5.290 EUR (2022/11/04)

## All listings for APPLUS SERVICES SA

Exchange	Date	Time	Price	Trading volume (mio.)	Number of trades
Tradegate	2023/06/08	22:26	8.97 EUR	0.02	3
Stuttgart	2023/06/08	15:15	8.90 EUR	0.00	8
London Stock Exchange European Trade Reporting	2023/06/08	17:30	8.9725 EUR	0.00	2
Frankfurt	2023/06/08	08:07	8.835 EUR	0.00	1
FINRA other OTC Issues	2023/	21:15	8.84 USD	0.00	1

	05/23				
Duesseldorf	2023/ 06/08	21:01	8.85 EUR	0.00	11
Berlin	2023/ 06/08	08:06	8.845 EUR	0.00	1
BX Swiss	-	-	-	0.00	-
BME Continuous Market	2023/ 06/08	17:38	8.955 EUR	1.44	512

## Company profile

### Company Logo



### Company Profile

-

### Contact Details

APPLUS SERVICES

--

----

Telefon: -

Fax: -

E-mail: -